



Experiéncia Ceramic

Brackets



Global Experts in Orthodontics

02



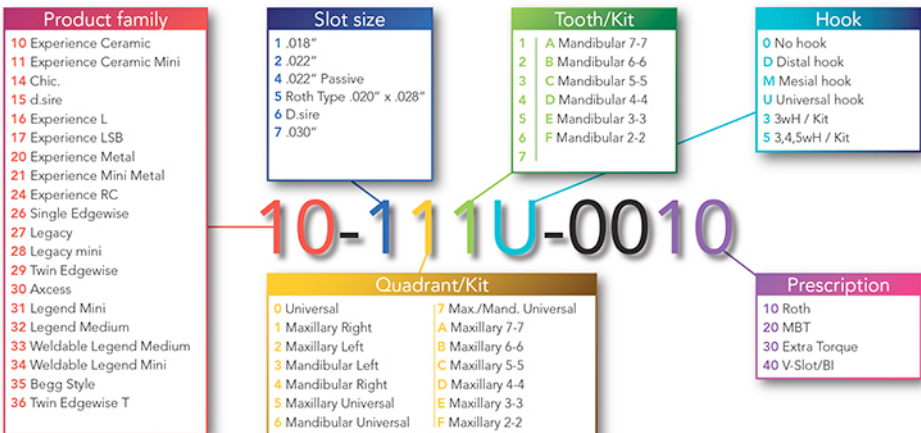
A-Box



A-Box is a gorgeous case for storing and arranging your Experience and Chic brackets. Arranged by quadrant. A box will make the case arrangement easy before bonding.

P/N: 95-00A0-0000

How are P/Ns built?

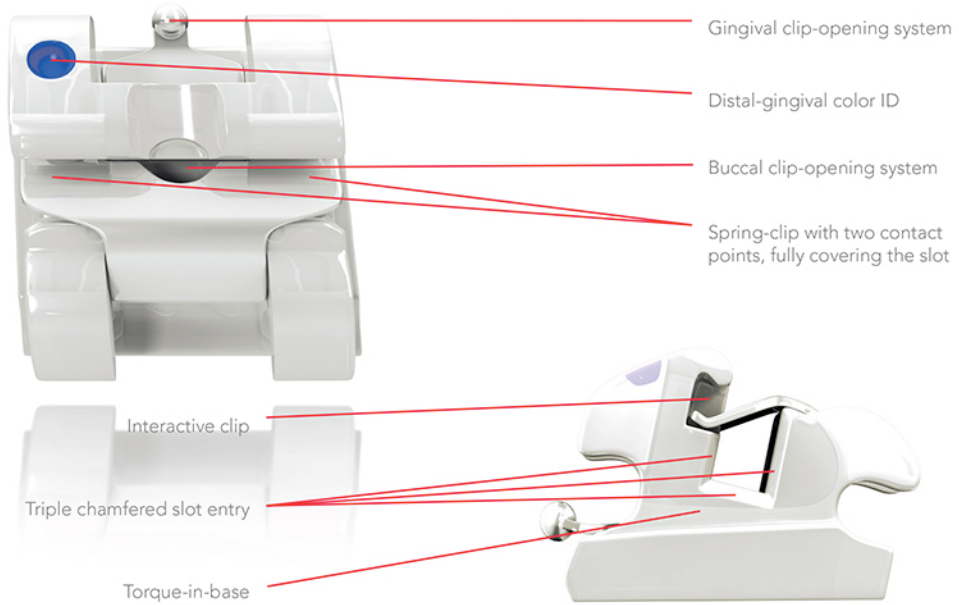




Experience Ceramic

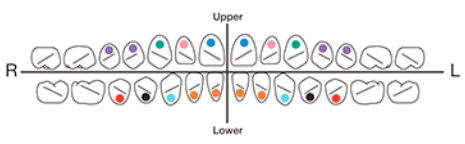
Hi Aesthetic **SL** Product

This Ceramic Injection Molded aesthetic appliance features all the mechanical properties and the strength of a metal bracket. Quite inconspicuous thanks to its rhodium-coated clip.



Color codes

The distal-gingival color code allows an identification of the bracket to prevent bonding errors. For some prescriptions, these color codes may be different on the bicuspid.



Rhodium Coated

The « Rhodium coated » technology, is used for Initialloy and BioActive-archwires as well. Combined with Experience Ceramic, the aesthetics of the appliance is unrivalled. (See the Archwires Dimension)

EXPERIENCE

Experience Ceramic Roth Type

Maxillary

					P/N			
Tooth	I/O mm	Torque (°)	Angulation (°)	Rotation (°)	.018"		.022"	
					R	L	R	L
U 1	.81	12°	5°	0°	10-1110-0010	10-1210-0010	10-2110-0010	10-2210-0010
U 2	1.07	8°	9°	0°	10-1120-0010	10-1220-0010	10-2120-0010	10-2220-0010
U 3	.46	-2°	13°	4°m	10-1130-0010	10-1230-0010	10-2130-0010	10-2230-0010
U 3/Hk	.46	-2°	13°	4°m	10-1130U-0010	10-1230U-0010	10-2130U-0010	10-2230U-0010
U 4-5	.46	-7°	0°	2°d	10-1140-0010	10-1240-0010	10-2140-0010	10-2240-0010
U 4-5/Hk	.46	-7°	0°	2°d	10-1140U-0010	10-1240U-0010	10-2140U-0010	10-2240U-0010

Mandibular

					P/N			
Tooth	I/O mm	Torque (°)	Angulation (°)	Rotation (°)	.018"		.022"	
					R	L	R	L
L 1-2	1.17	-1°	2°	0°	10-1410-0010	10-1310-0010	10-2410-0010	10-2310-0010
L 3	.56	-11°	7°	2°m	10-1430-0010	10-1330-0010	10-2430-0010	10-2330-0010
L 3/Hk	.56	-11°	7°	2°m	10-1430U-0010	10-1330U-0010	10-2430U-0010	10-2330U-0010
L 4(zirconium)	.38	-17°	0°	4°d	10-1440-Z010	10-1340-Z010	10-2440-Z010	10-2340-Z010
L 4/Hk/ (zyrc.)	.38	-17°	0°	4°d	10-1440U-Z010	10-1340U-Z010	10-2440U-Z010	10-2340U-Z010
L 5(zirconium)	.28	-22°	0°	4°d	10-1450-Z010	10-1350-Z010	10-2450-Z010	10-2350-Z010
L 5/Hk/(zyrc.)	.28	-22°	0°	4°d	10-1450U-Z010	10-1350U-Z010	10-2450U-Z010	10-2350U-Z010



Experience Ceramic Roth Type .020" x .028"

It features an original slot size on upper and lower incisors: .020" X .028". In association with .020" X .025" stainless steel archwires, the system controls the anterior torque and brings more rigidity to the buccal segments during space closure.

Maxillary

Tooth	I/O mm	Torque (°)	Angulation (°)	Rotation (°)	P/N	
					R	L
U 1 .020" x .028"	.81	12°	5°	0°	10-5110-0010	10-5210-0010
U 2 .020" x .028"	1.07	8°	9°	0°	10-5120-0010	10-5220-0010
U 3 .022" x .028"/Hk	.46	0°	8°	2°m	10-213U-0030	10-223U-0030
U 4/5 .022" x .028"	.46	-7°	0°	2°d	10-2140-0010	10-2240-0010
U 4/5 .022" x .028"/Hk	.46	-7°	0°	2°d	10-214U-0010	10-224U-0010

Mandibular

Tooth	I/O mm	Torque (°)	Angulation (°)	Rotation (°)	P/N	
					R	L
L 1/2 .020" x .028"	1.17	0°	2°	0°	10-5410-0010	10-5310-0010
L 3 .022" x .028"/Hk	.56	-3°	7°	2°m	10-243U-0030	10-233U-0030
L 4* .022" x .028"/Hk(zirconium)	.38	-17°	0°	4°d	10-244U-Z010	10-234U-Z010
L 5* .022" x .028"/Hk(zirconium)	.28	-22°	0°	4°d	10-245U-Z010	10-235U-Z010

EXPERIENCE

Experience Ceramic Extra Torque

This prescription is based upon the use of undersized archwires, thanks to a higher torque on the maxillary incisors. Higher buccal root-torque on the upper bicuspid prevents any interference with lingual cusps.

Maxillary

					P/N			
Tooth	I/O mm	Torque (°)	Angulation (°)	Rotation (°)	.018"		.022"	
					R	L	R	L
U 1	.81	18°	5°	0°	10-1110-0030	10-1210-0030	10-2110-0030	10-2210-0030
U 2	1.07	10°	8°	0°	10-1120-0030	10-1220-0030	10-2120-0030	10-2220-0030
U 3	.46	0°	8°	2°m	10-1130-0030	10-1230-0030	10-2130-0030	10-2230-0030
U 3/Hk	.46	0°	8°	2°m	10-113U-0030	10-123U-0030	10-213U-0030	10-223U-0030
U 4-5	.46	-10°	4°	2°d	10-1140-0030	10-1240-0030	10-2140-0030	10-2240-0030
U 4-5/Hk	.46	-10°	4°	2°d	10-114U-0030	10-124U-0030	10-214U-0030	10-224U-0030

Mandibular

					P/N			
Tooth	I/O mm	Torque (°)	Angulation (°)	Rotation (°)	.018"		.022"	
					R	L	R	L
L 1-2	1.17	1°	0°	0°	10-1610-0030	10-1610-0030	10-2610-0030	10-2610-0030
L 3	.56	-3°	7°	2°m	10-1430-0030	10-1330-0030	10-2430-0030	10-2330-0030
L 3/Hk	.56	-3°	7°	2°m	10-143U-0030	10-133U-0030	10-243U-0030	10-233U-0030
L 4*/(Exp M)	.33	-7°	0°	2°d	20-1440-0030	20-1340-0030	20-2440-0030	20-2340-0030
L 4*/Hk/(Exp M)	.33	-7°	0°	2°d	20-144D-0030	20-134D-0030	20-244D-0030	20-234D-0030
L 5*/(Exp M)	.33	-7°	0°	2°d	20-1450-0030	20-1350-0030	20-2450-0030	20-2350-0030
L 5*/Hk/(Exp M)	.33	-7°	0°	2°d	20-145D-0030	20-135D-0030	20-245D-0030	20-235D-0030

* The ceramic material being much harder than enamel, we recommend using EXPERIENCE metal brackets on mandibular bicuspid (L4, L5)



Experience Ceramic MBT*

Maxillary

					P/N			
Tooth	I/O mm	Torque (°)	Angulation (°)	Rotation (°)	.018"		.022"	
					R	L	R	L
U 1	.81	17°	4°	0°	10-1110-0020	10-1210-0020	10-2110-0020	10-2210-0020
U 2	1.07	10°	8°	0°	10-1120-0020	10-1220-0020	10-2120-0020	10-2220-0020
U 3/Hk	.46	-7°	8°	0°	10-113U-0020	10-123U-0020	10-213U-0020	10-223U-0020
U 3/Hk	.46	0°	8°	0°	10-113U-0021	10-123U-0021	10-213U-0021	10-223U-0021
U 4-5	.46	-7°	0°	0°	10-1540-0020	10-1540-0020	10-2540-0020	10-2540-0020
U 4-5/Hk	.46	-7°	0°	0°	10-154U-0020	10-154U-0020	10-254U-0020	10-254U-0020
U 5/(Optional)	.96	-7°	0°	0°	10-1550-0020	10-1550-0020	10-2550-0020	10-2550-0020
U 5/Hk/(Opt)	.96	-7°	0°	0°	10-155U-0020	10-155U-0020	10-255U-0020	10-255U-0020

Mandibular

					P/N			
Tooth	I/O mm	Torque (°)	Angulation (°)	Rotation (°)	.018"		.022"	
					R	L	R	L
L 1-2	1.17	-6°	0°	0°	10-1610-0020	10-1610-0020	10-2610-0020	10-2610-0020
L 3/Hk	.56	-6°	3°	0°	10-143U-0020	10-133U-0020	10-243U-0020	10-233U-0020
L 3/Hk	.56	0°	3°	0°	10-143U-0021	10-133U-0021	10-243U-0021	10-233U-0021
L 4*/(Exp M)	.33	-12°	2°	0°	20-1440-0020	20-1340-0020	20-2440-0020	20-2340-0020
L 4*/Hk/(Exp M)	.33	-12°	2°	0°	20-144D-0020	20-134D-0020	20-244D-0020	20-234D-0020
L 5*/(Exp M)	.33	-17°	2°	0°	20-1450-0020	20-1350-0020	20-2450-0020	20-2350-0020
L 5*/Hk/(Exp M)	.33	-17°	2°	0°	20-145D-0020	20-135D-0020	20-245D-0020	20-235D-0020

* The ceramic material being much harder than enamel, we recommend using EXPERIENCE metal brackets on mandibular bicuspids (L4, L5)

EXPERIENCE

Kits Experience Ceramic

Prescription	Upper arch	Lower arch	Hook on	P/N	
				.020" x .028"	
Roth Type .020" x .028"	5-5	3-3	3	10-5CE3-0010	
Roth Type .020" x .028"	5-5	—	3	10-5C03-0010	

Prescription	Upper arch	Lower arch	Hook on	P/N	
				.018"	.022"
MBT*	3-3	—	3	10-1E03-0020	10-2E03-0020
MBT*	3-3	3-3	3	10-1EE3-0020	10-2EE3-0020
MBT*	5-5	—	3	10-1C03-0020	10-2C03-0020
MBT*	5-5	—	3,4,5	10-1C05-0020	10-2C05-0020
MBT*	5-5	3-3	3	10-1CE3-0020	10-2CE3-0020
MBT*	5-5	3-3	3,4,5	10-1CE5-0020	10-2CE5-0020

Prescription	Upper arch	Lower arch	Hook on	P/N	
				.018"	.022"
Roth Type	3-3	—	—	10-1E00-0010	10-2E00-0010
Roth Type	3-3	—	3	10-1E03-0010	10-2E03-0010
Roth Type	3-3	3-3	—	10-1EE0-0010	10-2EE0-0010
Roth Type	3-3	3-3	3	10-1EE3-0010	10-2EE3-0010
Roth Type	5-5	—	—	10-1C00-0010	10-2C00-0010
Roth Type	5-5	—	3	10-1C03-0010	10-2C03-0010
Roth Type	5-5	—	3,4,5	10-1C05-0010	10-2C05-0010
Roth Type	5-5	3-3	—	10-1CE0-0010	10-2CE0-0010
Roth Type	5-5	3-3	3	10-1CE3-0010	10-2CE3-0010
Roth Type	5-5	3-3	3,4,5	10-1CE5-0010	10-2CE5-0010



Prescription	Upper arch	Lower arch	Hook on	P/N	
				.018"	.022"
Extra Torque	3-3	—	3	10-1E03-0030	10-2E03-0030
Extra Torque	3-3	3-3	3	10-1EE3-0030	10-2EE3-0030
Extra Torque	5-5	—	3	10-1C03-0030	10-2C03-0030
Extra Torque	5-5	—	3,4,5	10-1C05-0030	10-2C05-0030
Extra Torque	5-5	3-3	3	10-1CE3-0030	10-2CE3-0030
Extra Torque	5-5	3-3	3,4,5	10-1CE5-0030	10-2CE5-0030

Instruments

Instruments for handling Experience Ceramic brackets



C-tool features a double forked end to make the insertion of the wire easier and a hollow sphere on the other end to safely open the bracket from its gingival edge.

P/N. 50-1030-0000



Open tool is for opening Experience brackets either from the buccal face (hook side) or from the gingival edge (safety) using the hollow sphere.

P/N. 50-0030-0000

